

Result List

Final Classification

15 October 2023 09:00:00

Stewards / Race Management

STEWARD	Jordi Parro
STEWARD	Jan Willem Stoop
STEWARD	Yvette van Eck
RACE DIRECTOR	Rui Marques
CLERK OF THE COURSE	Jacques Doornenbal
TECHNICAL DELEGATE	Elio Ramos/Philippe Molinier
CHIEF TIMEKEEPER	Steffen Ruhl

Weather Start/Finish

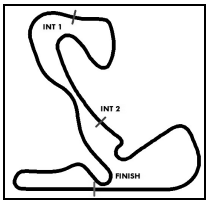
AIR	7.7°C
TRACK	7.8°C
CONDITIONS	Wet
PRESSURE	1020 hPa
AIR	7.8°C
TRACK	6.9°C
CONDITIONS	Wet
PRESSURE	1020 hPa

Track Information

GREEN FLAG	09:00:00
CHEQUERED FLAG	09:18:51
SAFETY CAR PHASE	0
FULL COURSE YELLOW PHASE	0
TRACK NAME	Circuit Zandvoort
TRACK LENGTH	4259m
TURN COUNT	14
FASTEST LAP:	#5. MLN - 2:03.489

STARTED: 27 CLASSIFIED: 26 NOT CLASSIFIED: 1 DISQUALIFIED: 0

Nr. Drivers	Team	Lap	Best Time	Gap	Diff	Kph	Day Time
Cl. Car	Entrant						
1 5 N.Milan	Milan Competition	3	2:03.489			124.1	9:06:34
EUR/FR Renault Clio							
2 1 A.Jurado	Milan Competition	2	2:03.911	0.422	0.422	123.7	9:06:37
EUR/MIL Renault Clio							
3 12 G.Torelli	Rangoni Corse	6	2:03.999	0.510	0.088	123.6	9:15:58
EUR/MIL Renault Clio							
4 101 T.Pekar	Carpek Racing	2	2:04.249	0.760	0.250	123.4	9:06:04
EUR/MIL Renault Clio							
5 15 D.Pouget	GPA Racing	4	2:04.549	1.060	0.300	123.1	9:12:09
EUR/FR Renault Clio							
6 4 J.Baziret	Baziret Sport	3	2:04.567	1.078	0.018	123.0	9:07:10
CHA Renault Clio							
7 82 J.Cimenes	Essecorse	6	2:04.572	1.083	0.005	123.0	9:16:23
CHA Renault Clio							
8 6 M.Kool	KOOL RACING	5	2:04.623	1.134	0.051	123.0	9:16:37
CHA Renault Clio							
9 99 G.Maio	GM SPORT	3	2:04.777	1.288	0.154	122.8	9:08:34
CHA Renault Clio							
10 9 A.Stucki	Stucki Motorsport	3	2:04.825	1.336	0.048	122.8	9:06:39
MID Renault Clio							
11 199 A.Schimpf	AST Competition	5	2:04.861	1.372	0.036	122.7	9:16:37
CHA Renault Clio							
12 113 A.Schimpf	AST Competition	6	2:05.160	1.671	0.299	122.5	9:16:36
CHA Renault Clio							
13 85 B.Cauvas	GPA Racing	4	2:05.198	1.709	0.038	122.4	9:13:19
RAC Renault Clio							
14 112 M.Dall	DALL RACING	5	2:05.226	1.737	0.028	122.4	9:12:10
CHA Renault Clio							
15 69 Q.Stefana	Milan Competition	5	2:05.515	2.026	0.289	122.1	9:11:02
RAC Renault Clio							
16 125 J.Spinkiewicz	UNIQ RACING	2	2:05.560	2.071	0.045	122.1	9:06:45
EUR/ITA Renault Clio							
17 51 H.Seibel	Carpek Racing	5	2:05.598	2.109	0.038	122.0	9:10:45
CHA Renault Clio							
18 300 K.Knudsen	TF Performance	4	2:05.699	2.210	0.101	121.9	9:09:36
Renault Clio							
19 43 D.Puccetti	Rangoni Corse	3	2:05.996	2.507	0.297	121.6	9:07:32
CHA Renault Clio							
20 42 M.Alonso	GPA Racing	6	2:06.355	2.866	0.359	121.3	9:17:02
CHA Renault Clio							
21 75 E.Miranda Cordoba	UNIQ RACING	2	2:06.535	3.046	0.180	121.1	9:06:41
CHA Renault Clio							

**Result List**

Final Classification

15 October 2023 09:00:00

Circuit Zandvoort, Length: 4259m

Nr.	Drivers	Team	Lap	Best Time	Gap	Diff	Kph	Day Time
Cl.	Car	Entrant						
22	16 L.Viguiet RAC Renault Clio	T2CM	8	2:06.573	3.084	0.038	121.1	9:18:04
23	33 M.Faye RAC Renault Clio	GM SPORT	6	2:07.851	4.362	1.278	119.9	9:13:28
24	63 G.Alonso RAC Renault Clio	GPA Racing	7	2:08.806	5.317	0.955	119.0	9:16:44
25	55 R.Steenmetz RAC Renault Clio	AST Competition	6	2:11.627	8.138	2.821	116.4	9:14:38
26	21 S.Polderman RAC Renault Clio	AST Competition	5	2:13.479	9.990	1.852	114.8	9:12:32
Not classified								
	14 U.Brunner RAC Renault Clio	LCB Racing	7	2:15.984	12.495	2.505	112.7	9:17:13

Classification limit: 110% Time: 2:15.837

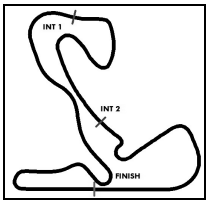
Selected lap times cancelled due to track limits

CAR 75 BEST LAP TIME DELETED FOR CAUSING RED FLAG

Steward: Jordi Parro

Steward: Jan Willem Stoop

Steward: Yvette van Eck

**Starting Grid**

Official

15 October 2023 12:05:00

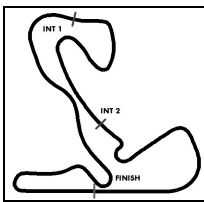
Circuit Zandvoort, Length: 4259m

21 AST Competion Stephan Polderman*	2:13.479	14	14 LCB Racing Udo Brunner*	2:15.984
63 GPA Racing Gabriel Alonso*	2:08.806	13	55 AST Competion Rene Steenmetz*	2:11.627
16 T2CM Lionel Viguiet*	2:06.573	12	33 GM SPORT Michel Faye*	2:07.851
42 GPA Racing Mariano Alonso*	2:06.355	11	75 UNIQ RACING Eduardo Miranda Cordoba*	2:06.535
300 TF Performance Knut Eirik Knudsen*	2:05.699	10	43 Rangoni Corse Damiano Puccetti*	2:05.996
125 UNIQ RACING Jerzy Spinkiewicz*	2:05.560	9	51 Carpek Racing Henrik Seibel*	2:05.598
112 DALL RACING Mathias Dall*	2:05.226	8	69 Milan Competition Quinto Stefana*	2:05.515
113 AST Competion Adrian Schimpf*	2:05.160	7	85 GPA Racing Benjamin Cauvas*	2:05.198
9 Stucki Motorsport Andreas Stucki*	2:04.825	6	199 AST Competion Alejandro Schimpf*	2:04.861
6 KOOL RACING Martijn Kool*	2:04.623	5	99 GM SPORT Guillaume Maio*	2:04.777
4 Baziret Sport Julien Baziret*	2:04.567	4	82 Essecorse Jacopo Guiseppe Cimenas*	2:04.572
101 Carpek Racing Tomas Pekar*	2:04.249	3	15 GPA Racing David Pouget*	2:04.549
1 Milan Competition Anthony Jurado*	2:03.911	2	12 Rangoni Corse Gabriele Torelli*	2:03.999
		1	5 Milan Competition Nicolas Milan*	2:03.489
STARTLINE			POLE POSITION	

Steward: Jordi Parro

Steward: Jan Willem Stoop

Steward: Yvette van Eck



Result List

Final Classification

15 October 2023 12:00:00

Stewards / Race Management

STEWARD	Jordi Parro
STEWARD	Jan Willem Stoop
STEWARD	Yvette van Eck
RACE DIRECTOR	Rui Marques
CLERK OF THE COURSE	Jacques Doornenbal
TECHNICAL DELEGATE	Elio Ramos/Philippe Molinier
CHIEF TIMEKEEPER	Steffen Ruhl

Weather Start/Finish

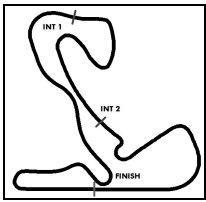
AIR	9.3°C
TRACK	8.6°C
CONDITIONS	Wet
PRESSURE	1020 hPa
AIR	9.5°C
TRACK	8.9°C
CONDITIONS	Wet
PRESSURE	1020 hPa

Track Information

GREEN FLAG	12:10:08
CHEQUERED FLAG	12:38:01
SAFETY CAR PHASE	2
FULL COURSE YELLOW PHASE	0
TRACK NAME	Circuit Zandvoort
TRACK LENGTH	4259m
TURN COUNT	14
TOTAL DISTANCE	55.36km
FASTEST LAP:	#15. POU - 2:03.717

STARTED: 27 CLASSIFIED: 25 NOT CLASSIFIED: 2 DISQUALIFIED: 0

Nr. Drivers	Team	Laps	Total Time	Gap	Kph	Lap	Time	Kph
Cl. Car	Entrant							
1 15 D.Pouget EUR/FF Renault Clio	GPA Racing	13	27:53.127		122.4	3	2:03.717	123.9
2 5 N.Milan EUR/FF Renault Clio	Milan Competition	13	27:53.900	0.773	122.2	3	2:03.807	123.8
3 101 T.Pekar EUR/M Renault Clio	Carpek Racing	13	27:57.963	4.836	122.0	4	2:04.181	123.4
4 6 M.Kool CHA Renault Clio	KOOL RACING	13	27:59.235	6.108	122.0	3	2:04.546	123.1
5 113 A.Schimpf CHA Renault Clio	AST Competition	13	28:02.256	9.129	121.9	2	2:04.758	122.8
6 125 J.Spinkiewicz EUR/IT Renault Clio	UNIQ RACING	13	28:09.523	16.396	121.5	3	2:05.253	122.4
7 99 G.Maio CHA Renault Clio	GM SPORT	13	28:09.724	16.597	121.2	11	2:05.723	121.9
8 82 J.Cimenes CHA Renault Clio	Essecorse	13	28:16.297	23.170	120.6	2	2:06.258	121.4
9 69 Q.Stefana RAC Renault Clio	Milan Competition	13	28:18.591	25.464	120.8	4	2:05.382	122.2
10 42 M.Alonso CHA Renault Clio	GPA Racing	13	28:21.412	28.285	120.8	5	2:05.815	121.8
11 112 M.Dall CHA Renault Clio	DALL RACING	13	28:23.173	30.046	120.4	4	2:05.499	122.1
12 199 A.Schimpf CHA Renault Clio	AST Competition	13	28:23.421	30.294	120.6	2	2:04.750	122.9
13 4 J.Baziret CHA Renault Clio	Baziret Sport	13	28:23.938	30.811	120.0	2	2:05.620	122.0
14 85 B.Cauvas RAC Renault Clio	GPA Racing	13	28:24.212	31.085	120.3	2	2:05.086	122.5
15 9 A.Stucki MID Renault Clio	Stucki Motorsport	13	28:27.690	34.563	119.8	3	2:05.876	121.8
16 55 R.Steenmetz RAC Renault Clio	AST Competition	13	28:31.906	38.779	120.3	4	2:05.263	122.4
17 12 G.Torelli EUR/M Renault Clio	Rangoni Corse	13	28:33.953	40.826	119.1	2	2:04.852	122.8
18 16 L.Viguier RAC Renault Clio	T2CM	13	28:34.569	41.442	119.9	13	2:06.923	120.8
19 51 H.Seibel CHA Renault Clio	Carpek Racing	13	28:36.135	43.008	119.4	4	2:06.386	121.3
20 75 E.Miranda Cordoba CHA Renault Clio	UNIQ RACING	13	28:36.380	43.253	119.7	2	2:06.062	121.6
21 21 S.Polderman RAC Renault Clio	AST Competition	13	28:42.232	49.105	119.5	3	2:05.521	122.1

**Result List**

Final Classification

15 October 2023 12:00:00

Circuit Zandvoort, Length: 4259m

Nr. Drivers	Team	Laps	Total Time	Gap	Kph	Lap	Time	Kph
Cl. Car	Entrant							
22 33 M.Faye RAC Renault Clio	GM SPORT	13	28:42.594	49.467	119.3	10	2:06.940	120.7
23 63 G.Alonso RAC Renault Clio	GPA Racing	13	29:27.933	1:34.806	116.0	9	2:08.957	118.8
24 14 U.Brunner RAC Renault Clio	LCB Racing	13	30:04.044	2:10.917	113.6	11	2:10.757	117.2
25 300 K.Knudsen Renault Clio	TF Performance	12	28:22.464	1 LAP	110.6	10	2:14.079	114.3
Not classified								
43 D.Puccetti CHA Renault Clio	Rangoni Corse	9	20:17.384	4LAPS	118.0	2	2:05.598	122.0
1 A.Jurado EURM Renault Clio	Milan Competition	2	4:54.685	11LAPS	122.4	2	2:05.230	122.4

Fastest lap of the race. Car 15 driver David Pouget on lap 3. Time 2:03.717, average speed 123.9 km/h.

Following stewards decision no. 35 - 5 s penalty for the car no. 199

Steward: Jordi Parro	Steward: Jan Willem Stoop	Steward: Yvette van Eck
----------------------	---------------------------	-------------------------

ver: 2.0

Page 2/ 2 printed: 15.10.2023 15:42

**RENAULT**