



# CLIO CUP

## SERIES

### Clio Cup Series

Hockenheimring

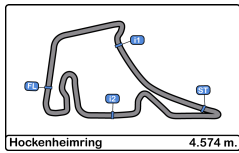
10<sup>th</sup> – 12<sup>th</sup> May 2024

*Results booklet*



Provided by Cronococa S.L.

[www.cronococa.com](http://www.cronococa.com)



**Hockenheimring**  
**Clio Cup Series**  
**Free Practice - 1**  
**Provisional Results**

Clas	Nº	Driver	Nat	Cat	Clas	Team	Nat	Group	Laps	Best	Time	Gap	Interval	Km/h
1	23	Alexandre Finkelstein				GPA Racing		FRA	14	13	1:59.764			137.4
2	12	Gabriele Torelli				RANGONI Corse		CCS / FRA	13	12	1:59.935	0.171	0.171	137.2
3	1	David Pouget				GPA Racing		CCS / FRA	14	13	2:00.076	0.312	0.141	137.1
4	4	Aurélien Renet		CHA	1	JSB Compétiton		MID	9	8	2:00.213	0.449	0.137	136.9
5	60	Leonardo Arduini		JUN	1	MC Motortecnica		CCS	13	12	2:00.272	0.508	0.059	136.9
6	113	Adrian Schimpf		JUN	2	AST Competition		CCS	14	8	2:00.303	0.539	0.031	136.8
7	48	Nicolas Milan				Milan Competition		CCS / FRA	15	6	2:00.364	0.600	0.061	136.8
8	99	Guillaume Maio		CHA	2	GM Sport		CCS / MID	13	12	2:00.444	0.680	0.080	136.7
9	107	Lorenzo Van Riet		CHA	3	RANGONI Corse		CCS / MID	14	9	2:00.481	0.717	0.037	136.6
10	10	Mauro Polderman		JUN	3	AST Competition		CCS / MID	8	4	2:00.484	0.720	0.003	136.6
11	158	Florian Venturi		JUN	4	GM Sport		FRA	13	5	2:00.552	0.788	0.068	136.5
12	58	Pierre Bredeaux		JUN	5	Comte Racing		FRA	15	13	2:00.683	0.919	0.131	136.4
13	112	Mathias Dall		JUN	6	DALL Racing		MID	14	13	2:00.799	1.035	0.116	136.3
14	11	Nikola Miljkovic		CHA	4	TEMPO Racing		CCS / MID	14	13	2:00.809	1.045	0.010	136.3
15	5	Anthony Jurado				RANGONI Corse		CCS	12	4	2:00.815	1.051	0.006	136.2
16	9	Andreas Stucki		CHA	5	STUCKI Motorsport		MID	15	14	2:00.838	1.074	0.023	136.2
17	40	Laurent Dziadus		GEN	1	Team Lucas		MID	14	13	2:00.975	1.211	0.137	136.1
18	199	Alejandro Schimpf		JUN	7	AST Competition		CCS	14	12	2:01.030	1.266	0.055	136.0
19	3	Daniel Nyffeler		CHA	6	STUCKI Motorsport		MID	14	7	2:01.059	1.295	0.029	136.0
20	111	Nikola Tosic		JUN	8	AKSK Crvena zvezda		CCS / MID	15	14	2:01.318	1.554	0.259	135.7
21	37	Calvin Comte		CHA	7	Comte Racing		FRA	14	12	2:01.321	1.557	0.003	135.7
22	7	Mickael Carree		GEN	2	T2CM		CCS / FRA	15	13	2:01.396	1.632	0.075	135.6
23	86	Jack Byrne		JUN	9	GPA Racing		CCS	8	6	2:01.476	1.712	0.080	135.5
24	43	Damiano Puccetti		JUN	10	RANGONI Corse		CCS	13	4	2:01.569	1.805	0.093	135.4
25	69	Quinto Stefana		GEN	3	Milan Competition		CCS	15	9	2:01.602	1.838	0.033	135.4
26	85	Benjamin Cauvas		CHA	8	GPA Racing		CCS	14	13	2:01.624	1.860	0.022	135.3
27	30	Knuteirik Knudsen		CHA	9	TF Performance		MID	15	14	2:01.723	1.959	0.099	135.2
28	133	Samuel Chaligne		GEN	4	T2CM		FRA	11	10	2:01.972	2.208	0.249	135.0
29	21	Stephan Polderman		GEN	5	AST Competition		CCS / MID	12	8	2:02.047	2.283	0.075	134.9
30	79	Felix Heiberg		JUN	11	TF Performance		MID	15	8	2:02.354	2.590	0.307	134.5
31	53	Nava Nava		GEN	6	MC Motortecnica		CCS	14	8	2:02.417	2.653	0.063	134.5
32	100	Romain Lavocat		CHA	10	GM Sport		MID	15	14	2:02.714	2.950	0.297	134.1
33	18	Cedric Delcroix		CHA	11	GPA Racing		FRA	15	13	2:02.869	3.105	0.155	134.0
34	33	Michel Faye		GEN	7	GM Sport		CCS / FRA	14	13	2:03.020	3.256	0.151	133.8
35	77	Jean-Louis Carponcin		GEN	8	INTER Generation		FRA	15	7	2:03.506	3.742	0.486	133.3
36	131	Steve Compain		GEN	9	MILAN Competition		FRA	14	13	2:03.581	3.817	0.075	133.2
37	999	Horn Horn		GEN	10	GPA Racing		CCS	13	12	2:03.821	4.057	0.240	132.9
38	170	Rémi Belleville		CHA	12	FAS Competition		MID	14	13	2:05.187	5.423	1.366	131.5
39	219	Milan Popovic		CHA	13	TEMPO Racing		CCS	15	8	2:05.751	5.987	0.564	130.9
40	14	Udo Brunner		GEN	11	STUCKI Motorsport		MID	14	13	2:09.686	9.922	3.935	126.9

Published at:.....

Track Temp: **24.7 °C** Air Temp: **16.5 °C** Humidity: **62 %** Track Status: **DRY**

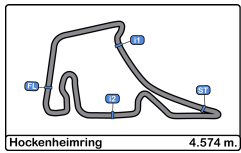
**Race Director:**

Pierre Delettre

**Timekeeper:**

Luis Garcia

JOB-2654-ESP/M



**Hockenheimring**  
**Clio Cup Series**  
**Free Practice - 2**  
**Provisional Results**

Clas	Nº	Driver	Nat	Cat	Clas	Team	Nat	Group	Laps	Best	Time	Gap	Interval	Km/h
1	12	Gabriele Torelli	ITA			RANGONI Corse	ITA	CCS / FRA	14	4	2:00.105			137.1
2	113	Adrian Schimpf	ESP	JUN	1	AST Competition	ESP	CCS	14	7	2:00.562	0.457	0.457	136.5
3	5	Anthony Jurado	FRA			RANGONI Corse	ITA	CCS	13	7	2:00.626	0.521	0.064	136.5
4	23	Alexandre Finkelstein	FRA			GPA Racing	FRA	FRA	15	9	2:00.669	0.564	0.043	136.4
5	4	Aurélien Renet	FRA	CHA	1	JSB Compétiton	FRA	MID	4	3	2:00.676	0.571	0.007	136.4
6	58	Pierre Bredeaux	FRA	JUN	2	Comte Racing	FRA	FRA	14	8	2:00.726	0.621	0.050	136.3
7	48	Nicolas Milan	FRA			Milan Competition	FRA	CCS / FRA	15	14	2:00.767	0.662	0.041	136.3
8	107	Lorenzo Van Riet	NLD	CHA	2	RANGONI Corse	ITA	CCS / MID	14	11	2:00.833	0.728	0.066	136.2
9	1	David Pouget	FRA			GPA Racing	FRA	CCS / FRA	16	5	2:00.945	0.840	0.112	136.1
10	99	Guillaume Maio	FRA	CHA	3	GM Sport	FRA	CCS / MID	15	9	2:00.950	0.845	0.005	136.1
11	11	Nikola Miljkovic	SRB	CHA	4	TEMPO Racing	SRB	CCS / MID	16	12	2:00.991	0.886	0.041	136.0
12	199	Alejandro Schimpf	ESP	JUN	3	AST Competition	ESP	CCS	14	5	2:01.056	0.951	0.065	136.0
13	60	Leonardo Arduini	ITA	JUN	4	MC Motortecnica	ITA	CCS	14	11	2:01.134	1.029	0.078	135.9
14	43	Damiano Puccetti	ITA	JUN	5	RANGONI Corse	ITA	CCS	14	4	2:01.223	1.118	0.089	135.8
15	7	Mickael Carree	FRA	GEN	1	T2CM	FRA	CCS / FRA	16	15	2:01.236	1.131	0.013	135.8
16	158	Florian Venturi	FRA	JUN	6	GM Sport	FRA	FRA	14	4	2:01.352	1.247	0.116	135.6
17	9	Andreas Stucki	CHE	CHA	5	STUCKI Motorsport	CHE	MID	16	15	2:01.439	1.334	0.087	135.5
18	21	Stephan Polderman	NLD	GEN	2	AST Competition	ESP	CCS / MID	15	13	2:01.566	1.461	0.127	135.4
19	40	Laurent Dziadus	FRA	GEN	3	Team Lucas	FRA	MID	14	5	2:01.586	1.481	0.020	135.4
20	3	Daniel Nyffeler	CHE	CHA	6	STUCKI Motorsport	CHE	MID	14	10	2:01.673	1.568	0.087	135.3
21	30	Knuteirik Knudsen	NOR	CHA	7	TF Performance	NOR	MID	14	12	2:01.722	1.617	0.049	135.2
22	111	Nikola Tosic	SRB	JUN	7	AKSK Crvena zvezda	SRB	CCS / MID	15	7	2:01.763	1.658	0.041	135.2
23	112	Mathias Dall	DNK	JUN	8	DALL Racing	DNK	MID	15	7	2:01.984	1.879	0.221	134.9
24	69	Quinto Stefana	ITA	GEN	4	Milan Competition	FRA	CCS	10	9	2:02.049	1.944	0.065	134.9
25	35	Thomas Compain	FRA	JUN	9	Milan Competition	FRA	FRA / MID	15	3	2:02.107	2.002	0.058	134.8
26	85	Benjamin Cauvas	FRA	CHA	8	GPA Racing	FRA	CCS	15	3	2:02.148	2.043	0.041	134.8
27	79	Felix Heiberg	NOR	JUN	10	TF Performance	NOR	MID	14	8	2:02.183	2.078	0.035	134.7
28	133	Samuel Chaligne	FRA	GEN	5	T2CM	FRA	FRA	14	6	2:02.185	2.080	0.002	134.7
29	37	Calvin Comte	FRA	CHA	9	Comte Racing	FRA	FRA	12	8	2:02.421	2.316	0.236	134.5
30	100	Romain Lavocat	FRA	CHA	10	GM Sport	FRA	MID	16	9	2:02.636	2.531	0.215	134.2
31	39	Jaroslav Honzik	CZE	CHA	11	GM Sport	FRA	MID	14	3	2:02.659	2.554	0.023	134.2
32	18	Cedric Delcroix	FRA	CHA	12	GPA Racing	FRA	FRA	13	6	2:02.681	2.576	0.022	134.2
33	999	Horn Horn	FRA	GEN	6	GPA Racing	FRA	CCS	15	6	2:02.809	2.704	0.128	134.0
34	33	Michel Faye	FRA	GEN	7	GM Sport	FRA	CCS / FRA	14	12	2:03.690	3.585	0.881	133.1
35	170	Rémi Belleville	FRA	CHA	13	FAS Competition	FRA	MID	15	12	2:03.955	3.850	0.265	132.8
36	219	Milan Popovic	SRB	CHA	14	TEMPO Racing	SRB	CCS	15	12	2:04.182	4.077	0.227	132.5
37	53	Nava Nava	ITA	GEN	8	MC Motortecnica	ITA	CCS	14	10	2:04.385	4.280	0.203	132.3
38	131	Steve Compain	FRA	GEN	9	MILAN Competition	FRA	FRA	14	6	2:04.528	4.423	0.143	132.2
39	77	Jean-Louis Carponcin	FRA	GEN	10	INTER Generation	FRA	FRA	14	6	2:04.641	4.536	0.113	132.1
40	14	Udo Brunner	DEU	GEN	11	STUCKI Motorsport	CHE	MID	15	10	2:08.615	8.510	3.974	128.0
41	10	Mauro Polderman	NLD	JUN	11	AST Competition	ESP	CCS / MID	13	0	9:46:39.000	9:44:38.8	9:44:30.3	00.0

**\* PENALTIES**

SOME LAP TIME DELETED DUE TRACK LIMITS

CAR 10 BLACK FLAG ABUSING TRACK LIMITS AND ALL LAP TIMES DELETED


Published at:.....

Track Temp: **37.3 °C** Air Temp: **23.6 °C** Humidity: **37 %** Track Status: **DRY**

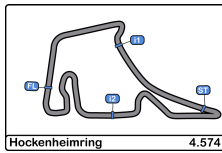
**Race Director:**

Pierre Delettre

**Timekeeper:**

  
Luis Garcia

JOB-2654-ESP/M



**Hockenheimring**  
**Clio Cup Series**  
**Qualifying - 1**  
**Final Results**

Clas	Nº	Driver	Nat	Cat	Clas	Team	Nat	Group	Laps	Best	Time	Gap	Interval	Km/h
1	12	Gabriele Torelli	ITA			RANGONI Corse	ITA	CCS / FRA	7	5	1:59.238			138.0
2	1	David Pouget	FRA			GPA Racing	FRA	CCS / FRA	9	6	1:59.717	0.479	0.479	137.5
3	5	Anthony Jurado	FRA			RANGONI Corse	ITA	CCS	8	3	1:59.730	0.492	0.013	137.5
4	86	Jack Byrne	IRL	JUN	1	GPA Racing	FRA	CCS / MID	9	5	1:59.775	0.537	0.045	137.4
5	60	Leonardo Arduini	ITA	JUN	2	MC Motortecnica	ITA	CCS	7	4	1:59.787	0.549	0.012	137.4
6	48	Nicolas Milan	FRA			Milan Competition	FRA	CCS / FRA	8	4	1:59.835	0.597	0.048	137.4
7	113	Adrian Schimpf	ESP	JUN	3	AST Competition	ESP	CCS	8	4	1:59.925	0.687	0.090	137.3
8	23	Alexandre Finkelstein	FRA			GPA Racing	FRA	FRA	9	6	1:59.947	0.709	0.022	137.2
9	99	Guillaume Maio	FRA	CHA	1	GM Sport	FRA	CCS / MID	9	6	1:59.966	0.728	0.019	137.2
10	107	Lorenzo Van Riet	NLD	CHA	2	RANGONI Corse	ITA	CCS / MID	7	4	1:59.990	0.752	0.024	137.2
11	58	Pierre Bredeaux	FRA	JUN	4	Comte Racing	FRA	FRA	8	4	2:00.067	0.829	0.077	137.1
12	11	Nikola Miljkovic	SRB	CHA	3	TEMPO Racing	SRB	CCS / MID	9	6	2:00.147	0.909	0.080	137.0
13	199	Alejandro Schimpf	ESP	JUN	5	AST Competition	ESP	CCS	8	6	2:00.187	0.949	0.040	137.0
14	9	Andreas Stucki	CHE	CHA	4	STUCKI Motorsport	CHE	MID	9	7	2:00.211	0.973	0.024	136.9
15	158	Florian Venturi	FRA	JUN	6	GM Sport	FRA	FRA	9	8	2:00.249	1.011	0.038	136.9
16	112	Mathias Dall	DNK	JUN	7	DALL Racing	DNK	MID	8	5	2:00.364	1.126	0.115	136.8
17	10	Mauro Polderman	NLD	JUN	8	AST Competition	ESP	CCS / MID	8	6	2:00.556	1.318	0.192	136.5
18	30	Knuteirik Knudsen	NOR	CHA	5	TF Performance	NOR	MID	9	5	2:00.694	1.456	0.138	136.4
19	35	Thomas Compain	FRA	JUN	9	Milan Competition	FRA	FRA / MID	8	4	2:00.722	1.484	0.028	136.3
20	85	Benjamin Cauvas	FRA	CHA	6	GPA Racing	FRA	CCS / MID	9	6	2:00.739	1.501	0.017	136.3
21	43	Damiano Puccetti	ITA	JUN	10	RANGONI Corse	ITA	CCS	8	6	2:00.775	1.537	0.036	136.3
22	4	Aurélien Renet	FRA	CHA	7	JSB Compétiton	FRA	MID	9	3	2:00.799	1.561	0.024	136.3
23	37	Calvin Comte	FRA	CHA	8	Comte Racing	FRA	FRA	8	4	2:00.927	1.689	0.128	136.1
24	3	Daniel Nyffeler	CHE	CHA	9	STUCKI Motorsport	CHE	MID	9	7	2:00.945	1.707	0.018	136.1
25	39	Jaroslav Honzik	CZE	CHA	10	GM Sport	FRA	MID	9	6	2:01.090	1.852	0.145	135.9
26	111	Nikola Tosic	SRB	JUN	11	AKSK Crvena zvezda	SRB	CCS / MID	9	5	2:01.146	1.908	0.056	135.9
27	69	Quinto Stefana	ITA	GEN	1	Milan Competition	FRA	CCS	8	5	2:01.251	2.013	0.105	135.8
28	18	Cedric Delcroix	FRA	CHA	11	GPA Racing	FRA	FRA	9	8	2:01.295	2.057	0.044	135.7
29	79	Felix Heiberg	NOR	JUN	12	TF Performance	NOR	MID	9	5	2:01.418	2.180	0.123	135.6
30	40	Laurent Dziadus	FRA	GEN	2	Team Lucas	FRA	MID	9	6	2:01.613	2.375	0.195	135.3
31	21 *	Stephan Polderman	NLD	GEN	3	AST Competition	ESP	CCS / MID	9	6	2:01.803	2.565	0.190	135.1
32	7 *	Mickael Carree	FRA	GEN	4	T2CM	FRA	CCS / FRA	9	3	2:01.895	2.657	0.092	135.0
33	131	Steve Compain	FRA	GEN	5	MILAN Competition	FRA	FRA	8	6	2:02.055	2.817	0.160	134.9
34	999	Horn Horn	FRA	GEN	6	GPA Racing	FRA	CCS	9	7	2:02.235	2.997	0.180	134.7
35	100	Romain Lavocat	FRA	CHA	12	GM Sport	FRA	MID	9	8	2:02.387	3.149	0.152	134.5
36	53	Nava Nava	ITA	GEN	7	MC Motortecnica	ITA	CCS	9	8	2:02.667	3.429	0.280	134.2
37	77	Jean-Louis Carponcin	FRA	GEN	8	INTER Generation	FRA	FRA	9	5	2:02.705	3.467	0.038	134.1
38	33	Michel Faye	FRA	GEN	9	GM Sport	FRA	CCS / FRA	9	6	2:02.803	3.565	0.098	134.0
39	133	Samuel Chaligne	FRA	GEN	10	T2CM	FRA	FRA	9	4	2:02.965	3.727	0.162	133.9
40	170	Rémi Belleville	FRA	CHA	13	FAS Competition	FRA	MID	9	6	2:03.078	3.840	0.113	133.7
41	219	Milan Popovic	SRB	CHA	14	TEMPO Racing	SRB	CCS	9	7	2:03.940	4.702	0.862	132.8
42	14	Udo Brunner	CHE	GEN	11	STUCKI Motorsport	CHE	MID	9	8	2:07.635	8.397	3.695	129.0

**\* PENALTIES**

CAR #21 - BEST LAP TIME DELETED STEWARDS DECISION NUMBER 4 CAUSING RED FLAG

CAR #7 - BEST LAP TIME DELETED STEWARDS DECISION NUMBER 6 IMPEDING ANOTHER CAR

Published at:.....

Track Temp: **21.9 °C** Air Temp: **15.8 °C** Humidity: **65 %** Track Status: **DRY**

**Stewards:**

Ruth Lapieza

Marcus Maleck

Claus-Dieter Plappert

CD-0771-ESP/NA

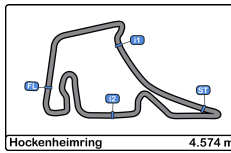
SPA1121979

SPA1136980

**Timekeeper:**

  
Luis Garcia

JOB-2654-ESP/M



**Hockenheimring**  
**Clio Cup Series**  
**Race - 1**  
**Starting Grid**

42	14	Udo Brunner	2:07.635
40	170	Rémi Belleville	2:03.078
38	33	Michel Fave	2:02.803
36	53	Nava Nava	2:02.667
34	100	Romain Lavocat	2:02.387
32	131	Steve Compain	2:02.055
30	40	Laurent Dziadus	2:01.613
28	18	Cedric Delcroix	2:01.295
26	111	Nikola Tosic	2:01.146
24	3	Daniel Nvffeler	2:00.945
22	4	Aurélien Renet	2:00.799
20	85	Benjamin Cauvas	2:00.739
18	30	Knuteirik Knudsen	2:00.694
16	112	Mathias Dall	2:00.364
14	9	Andreas Stucki	2:00.211
12	11	Nikola Milikovic	2:00.147
10	107	Lorenzo Van Riet	1:59.990
8	23	Alexandre Finkelstein	1:59.947
6	48	Nicolas Milan	1:59.835
4	86	Jack Bvrne	1:59.775
2	1	David Pouget	1:59.717

.21.	2:03.940	Milan Popovic	219	41
.20.	2:02.965	Samuel Chaliane	133	39
.19.	2:02.705	Jean-Louis Carponcin	77	37
.18.	2:01.803	Stephan Polderman	21	35
.17.	2:02.235	Horn Horn	999	33
.16.	2:01.895	Mickael Carree	7	31
.15.	2:01.418	Felix Heibera	79	29
.14.	2:01.251	Quinto Stefana	69	27
.13.	2:01.090	Jaroslav Honzik	39	25
.12.	2:00.927	Calvin Comte	37	23
.11.	2:00.775	Damiano Puccetti	43	21
.10.	2:00.722	Thomas Compain	35	19
.9.	2:00.556	Mauro Polderman	10	17
.8.	2:00.249	Florian Venturi	158	15
.7.	2:00.187	Aleiandro Schimpf	199	13
.6.	2:00.067	Pierre Bredeaux	58	11
.5.	1:59.966	Guillaume Maio	99	9
.4.	1:59.925	Adrian Schimpf	113	7
.3.	1:59.787	Leonardo Arduini	60	5
.2.	1:59.730	Anthony Jurado	5	3
.1.	1:59.238	Gabriele Torelli	12	1

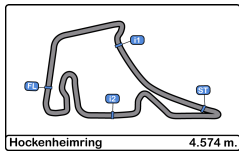


**\* PENALTIES**

CAR #21 - 4 GRID POSITIONS PENALTY STEWARDS DECISION NUMBER 5 CAUSING A COLLISION TURN 1

Published at:.....

<b>Stewards:</b>	Ruth Lapieza	Marcus Maleck	Claus-Dieter Plappert	<b>Timekeeper:</b>  Luis Garcia JOB-2654-ESP/M
	CD-0771-ESP/NA	SPA1121979	SPA1136980	



# Hockenheimring

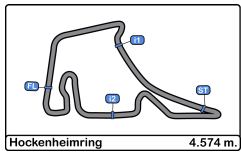
## Clio Cup Series

### Race - 1

#### Lap Chart

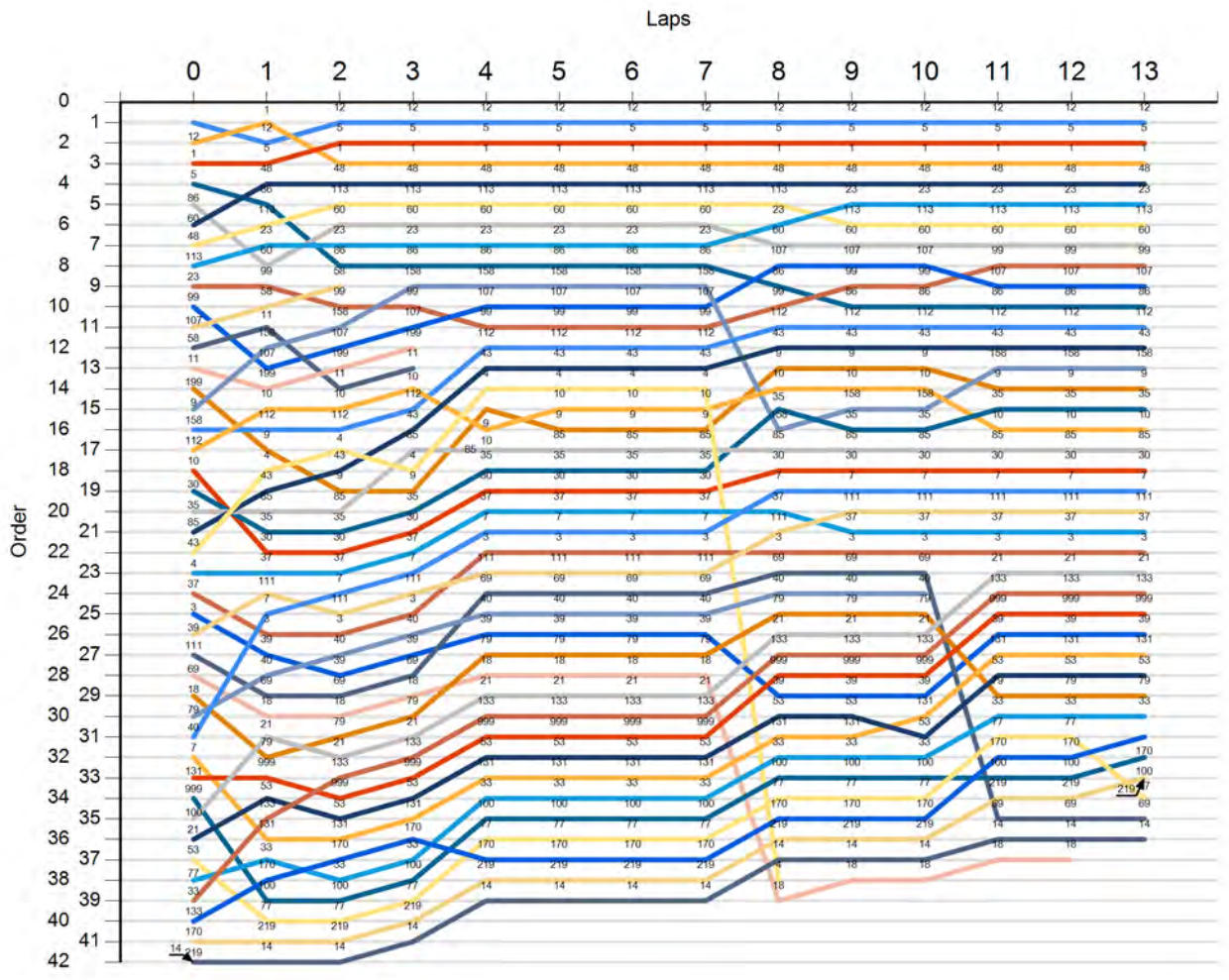
#### LAP

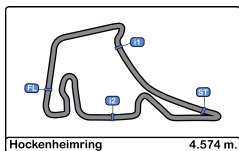
Nr	Pos	Grid	1	2	3	4	5	6	7	8	9	10	11	12	13
12	<b>1</b>	12	1	12	12	12	12	12	12	12	12	12	12	12	12
1	<b>2</b>	1	12	5	5	5	5	5	5	5	5	5	5	5	5
5	<b>3</b>	5	5	1	1	1	1	1	1	1	1	1	1	1	1
86	<b>4</b>	86	48	48	48	48	48	48	48	48	48	48	48	48	48
60	<b>5</b>	60	86	113	113	113	113	113	113	113	23	23	23	23	23
48	<b>6</b>	48	113	60	60	60	60	60	60	23	113	113	113	113	113
113	<b>7</b>	113	23	23	23	23	23	23	23	60	60	60	60	60	60
23	<b>8</b>	23	60	86	86	86	86	86	86	107	107	107	99	99	99
99	<b>9</b>	99	99	58	158	158	158	158	158	86	99	99	107	107	107
107	<b>10</b>	107	58	99	99	107	107	107	107	99	86	86	86	86	86
58	<b>11</b>	58	11	158	107	99	99	99	99	112	112	112	112	112	112
11	<b>12</b>	11	158	107	199	112	112	112	112	43	43	43	43	43	43
199	<b>13</b>	199	107	199	11	43	43	43	43	9	9	9	158	158	158
9	<b>14</b>	9	199	11	10	4	4	4	4	10	10	10	9	9	9
158	<b>15</b>	158	10	10	112	9	10	10	10	35	158	158	35	35	35
112	<b>16</b>	112	112	112	43	10	9	9	9	158	35	35	10	10	10
10	<b>17</b>	10	9	4	85	85	85	85	85	85	85	85	85	85	85
30	<b>18</b>	30	4	43	4	35	35	35	35	30	30	30	30	30	30
35	<b>19</b>	35	43	9	9	30	30	30	30	7	7	7	7	7	7
85	<b>20</b>	85	85	85	35	37	37	37	37	37	111	111	111	111	111
43	<b>21</b>	43	35	35	30	7	7	7	7	111	37	37	37	37	37
4	<b>22</b>	4	30	30	37	3	3	3	3	3	3	3	3	3	3
37	<b>23</b>	37	37	37	7	111	111	111	111	69	69	69	21	21	21
3	<b>24</b>	3	111	7	111	69	69	69	69	40	40	40	133	133	133
39	<b>25</b>	39	7	111	3	40	40	40	40	79	79	79	999	999	999
111	<b>26</b>	111	3	3	40	39	39	39	39	21	21	21	39	39	39
69	<b>27</b>	69	39	40	39	79	79	79	79	133	133	133	131	131	131
18	<b>28</b>	18	40	39	69	18	18	18	18	999	999	999	53	53	53
79	<b>29</b>	79	69	69	18	21	21	21	21	39	39	39	79	79	79
40	<b>30</b>	40	18	18	79	133	133	133	133	53	53	131	33	33	33
7	<b>31</b>	7	21	79	21	999	999	999	999	131	131	53	77	77	170
131	<b>32</b>	131	79	21	133	53	53	53	53	33	33	33	170	170	100
999	<b>33</b>	999	999	133	999	131	131	131	131	100	100	100	100	100	219
100	<b>34</b>	100	53	999	53	33	33	33	33	77	77	77	219	219	77
21	<b>35</b>	21	133	53	131	100	100	100	100	170	170	170	69	69	69
53	<b>36</b>	53	131	131	170	77	77	77	77	219	219	219	14	14	14
77	<b>37</b>	77	33	170	33	170	170	170	170	14	14	14	18	18	
33	<b>38</b>	33	170	33	100	219	219	219	219	4	18	18			
133	<b>39</b>	133	100	100	77	14	14	14	14	18					
170	<b>40</b>	170	77	77	219										
219	<b>41</b>	219	219	219	14										
14	<b>42</b>	14	14	14											



# Hockenheimring Clio Cup Series Race - 1 Graphic Lap Chart

- 12
- 1
- 5
- 86
- 60
- 48
- 113
- 23
- 99
- 107
- 58
- 11
- 199
- 9
- 158
- 112
- 10
- 30
- 35
- 85
- 43
- 4
- 37
- 3
- 39
- 111
- 69
- 18
- 79
- 999
- 40
- 7
- 131
- 999
- 100
- 53
- 21
- 53
- ...





**Hockenheimring**  
**Clio Cup Series**  
**Race - 1**  
**Final Results**

Clas	Nº	Driver	Nat	Cat	Clas	Team	Nat	Group	Laps	Total Time	Gap	Interval	Km/h	Best	Time	Km/h
1	12	Gabriele Torelli	ITA			RANGONI Corse	ITA	CCS / FRA	13	29:55.565			119.2	4	2:00.593	136.5
2	5	Anthony Jurado	FRA			RANGONI Corse	ITA	CCS	13	29:55.744	0.179	0.179	119.2	4	2:00.729	136.3
3	1	David Pouget	FRA			GPA Racing	FRA	CCS / FRA	13	29:56.439	0.874	0.695	119.1	4	2:01.105	135.9
4	48	Nicolas Milan	FRA			Milan Competition	FRA	CCS / FRA	13	29:56.575	1.010	0.136	119.1	3	2:00.638	136.4
5	23	Alexandre Finkelstein	FRA			GPA Racing	FRA	FRA	13	29:56.900	1.335	0.325	119.1	10	2:01.062	136.0
6	113	Adrian Schimpf	ESP	JUN	1	AST Competition	ESP	CCS	13	29:57.216	1.651	0.316	119.1	3	2:00.885	136.2
7	60	Leonardo Arduini	ITA	JUN	2	MC Motortecnica	ITA	CCS	13	29:57.479	1.914	0.263	119.0	4	2:01.233	135.8
8	107	Lorenzo Van Riet	NLD	CHA	1	RANGONI Corse	ITA	CCS / MID	13	29:59.021	3.456	1.542	118.9	3	2:01.748	135.2
9	86	Jack Byrne	IRL	JUN	3	GPA Racing	FRA	CCS / MID	13	29:59.309	3.744	0.288	118.9	4	2:01.440	135.5
10	112	Mathias Dall	DNK	JUN	4	DALL Racing	DNK	MID	13	29:59.494	3.929	0.185	118.9	9	2:01.824	135.1
11	43	Damiano Puccetti	ITA	JUN	5	RANGONI Corse	ITA	CCS	13	29:59.712	4.147	0.218	118.9	3	2:01.727	135.2
12	158	Florian Venturi	FRA	JUN	6	GM Sport	FRA	FRA	13	30:00.111	4.546	0.399	118.9	9	2:01.460	135.5
13	9	Andreas Stucki	CHE	CHA	2	STUCKI Motorsport	CHE	MID	13	30:00.635	5.070	0.524	118.8	9	2:01.893	135.0
14	35	Thomas Compain	FRA	JUN	7	Milan Competition	FRA	FRA / MID	13	30:01.145	5.580	0.510	118.8	10	2:01.454	135.5
15	10	Mauro Polderman	NLD	JUN	8	AST Competition	ESP	CCS / MID	13	30:01.437	5.872	0.292	118.8	3	2:01.652	135.3
16	85	Benjamin Cauvas	FRA	CHA	3	GPA Racing	FRA	CCS / MID	13	30:01.601	6.036	0.164	118.8	3	2:01.536	135.4
17	30	Knuteirik Knudsen	NOR	CHA	4	TF Performance	NOR	MID	13	30:02.574	7.009	0.973	118.7	10	2:02.031	134.9
18	7	Mickael Carree	FRA	GEN	1	T2CM	FRA	CCS / FRA	13	30:03.156	7.591	0.582	118.7	10	2:02.051	134.9
19	111	Nikola Tosic	SRB	JUN	9	AKSK Crvena zvezda	SRB	CCS / MID	13	30:03.553	7.988	0.397	118.6	10	2:02.178	134.7
20	37	Calvin Comte	FRA	CHA	5	Comte Racing	FRA	FRA	13	30:04.836	9.271	1.283	118.6	2	2:02.436	134.4
21	3	Daniel Nyffeler	CHE	CHA	6	STUCKI Motorsport	CHE	MID	13	30:05.206	9.641	0.370	118.5	3	2:02.903	133.9
22	18	Cedric Delcroix	FRA	CHA	7	GPA Racing	FRA	FRA	13	30:05.470	9.905	0.264	118.5	3	2:02.453	134.4
23	21	Stephan Polderman	NLD	GEN	2	AST Competition	ESP	CCS / MID	13	30:05.711	10.146	0.241	118.5	3	2:02.139	134.8
24	133	Samuel Chaligne	FRA	GEN	3	T2CM	FRA	FRA	13	30:06.810	11.245	1.099	118.4	3	2:02.435	134.4
25	999	Horn Horn	FRA	GEN	4	GPA Racing	FRA	CCS	13	30:07.049	11.484	0.239	118.4	9	2:02.648	134.2
26	39	Jaroslav Honzik	CZE	CHA	8	GM Sport	FRA	MID	13	30:07.442	11.877	0.393	118.4	3	2:02.477	134.4
27	131	Steve Compain	FRA	GEN	5	MILAN Competition	FRA	FRA	13	30:07.827	12.262	0.385	118.4	10	2:03.904	132.8
28	99 *	Guillaume Maio	FRA	CHA	9	GM Sport	FRA	CCS / MID	13	30:08.103	12.538	0.276	118.3	11	2:01.345	135.6
29	53	Nava Nava	ITA	GEN	6	MC Motortecnica	ITA	CCS	13	30:08.107	12.542	0.004	118.3	3	2:03.729	133.0
30	79	Felix Heiberg	NOR	JUN	10	TF Performance	NOR	MID	13	30:09.090	13.525	0.983	118.3	3	2:02.156	134.7
31	33	Michel Faye	FRA	GEN	7	GM Sport	FRA	CCS / FRA	13	30:09.322	13.757	0.232	118.3	10	2:03.912	132.8
32	170	Rémi Belleville	FRA	CHA	10	FAS Competition	FRA	MID	13	30:10.717	15.152	1.395	118.2	3	2:03.926	132.8
33	100	Romain Lavocat	FRA	CHA	11	GM Sport	FRA	MID	13	30:11.550	15.985	0.833	118.1	3	2:03.876	132.9
34	219	Milan Popovic	SRB	CHA	12	TEMPO Racing	SRB	CCS	13	30:12.534	16.969	0.984	118.1	3	2:05.579	131.1
35	77	Jean-Louis Carponcin	FRA	GEN	8	INTER Generation	FRA	FRA	13	30:14.736	19.171	2.202	117.9	3	2:03.763	133.0
36	69	Quinto Stefana	ITA	GEN	9	Milan Competition	FRA	CCS	13	30:16.818	21.253	2.082	117.8	3	2:02.567	134.3
37	14	Udo Brunner	DEU	GEN	10	STUCKI Motorsport	CHE	MID	13	30:17.501	21.936	0.683	117.7	2	2:08.719	127.9
38	40	Laurent Dziadus	FRA	GEN	11	Team Lucas	FRA	MID	10	22:51.931	3 Laps	3 Laps	120.0	3	2:02.702	134.1

**Not classified: (Requirements: 75% of number laps of leader = 10 Laps)**

4	Aurélien Renet	FRA	CHA	JSB Compétiton	FRA	MID	8	19:23.949	5 Laps	2 Laps	113.1	2	2:02.290	134.6
199	Alejandro Schimpf	ESP	JUN	AST Competition	ESP	CCS	3	6:16.686	10 Laps	5 Laps	131.1	3	2:01.550	135.4
11	Nikola Miljkovic	SRB	CHA	TEMPO Racing	SRB	CCS / MID	3	6:17.251	10 Laps	0.565	130.9	3	2:01.661	135.3
58	Pierre Bredeaux	FRA	JUN	Comte Racing	FRA	FRA	2	4:13.225	11 Laps	1 Lap	130.0	2	2:02.024	134.9

Fastest lap Gabriele Torelli in 2:00.593 at 136.5 Km/h in lap 4

**\* PENALTIES**

CAR 99 - 10 SECONDS TIME PENALTY ADDED TO RACE TIME (INCORRECT POSITION AT THE GRID)

CAR #79 - DROP 4 GRID POSTIONS IN NEXT RACE STEWARD'S DECISION NUMBER 7

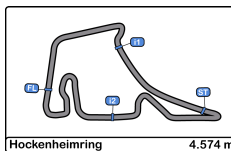
CAR #199 - DROP 10 GRID POSTIONS IN NEXT RACE STEWARD'S DECISION NUMBER 9

Published at:.....

Track Temp: **44.0 °C** Air Temp: **24.3 °C** Humidity: **34 %** Track Status: **DRY**

<b>Stewards:</b>			<b>Timekeeper:</b>
Ruth Lapieza	Marcus Maleck	Claus-Dieter Plappert	
CD-0771-ESP/NA	SPA1121979	SPA1136980	JOB-2654-ESP/M





**Hockenheimring**  
**Clio Cup Series**  
**Qualifying - 2**  
**Final Results**

Clas	Nº	Driver	Nat	Cat	Clas	Team	Nat	Group	Laps	Best	Time	Gap	Interval	Km/h
1	99	Guillaume Maio	FRA	CHA	1	GM Sport	FRA	CCS / MID	11	4	2:00.336			136.8
2	12	Gabriele Torelli	ITA			RANGONI Corse	ITA	CCS / FRA	8	6	2:00.460	0.124	0.124	136.6
3	5	Anthony Jurado	FRA			RANGONI Corse	ITA	CCS	8	7	2:00.490	0.154	0.030	136.6
4	1	David Pouget	FRA			GPA Racing	FRA	CCS / FRA	11	10	2:00.542	0.206	0.052	136.6
5	48	Nicolas Milan	FRA			Milan Competition	FRA	CCS / FRA	11	7	2:00.634	0.298	0.092	136.4
6	158	Florian Venturi	FRA	JUN	1	GM Sport	FRA	FRA	11	4	2:00.677	0.341	0.043	136.4
7	107	Lorenzo Van Riet	NLD	CHA	2	RANGONI Corse	ITA	CCS / MID	9	8	2:00.754	0.418	0.077	136.3
8	23	Alexandre Finkelstein	FRA			GPA Racing	FRA	FRA	11	6	2:00.808	0.472	0.054	136.3
9	199	Alejandro Schimpf	ESP	JUN	2	AST Competition	ESP	CCS	10	5	2:00.825	0.489	0.017	136.2
10	58	Pierre Bredeaux	FRA	JUN	3	Comte Racing	FRA	FRA	10	6	2:00.866	0.530	0.041	136.2
11	113	Adrian Schimpf	ESP	JUN	4	AST Competition	ESP	CCS	10	9	2:00.938	0.602	0.072	136.1
12	7	Mickael Carree	FRA	GEN	1	T2CM	FRA	CCS / FRA	11	6	2:01.048	0.712	0.110	136.0
13	9	Andreas Stucki	CHE	CHA	3	STUCKI Motorsport	CHE	MID	10	4	2:01.081	0.745	0.033	135.9
14	69	Quinto Stefana	ITA	GEN	2	Milan Competition	FRA	CCS	10	7	2:01.170	0.834	0.089	135.8
15	86	Jack Byrne	IRL	JUN	5	GPA Racing	FRA	CCS / MID	11	5	2:01.180	0.844	0.010	135.8
16	11	Nikola Miljkovic	SRB	CHA	4	TEMPO Racing	SRB	CCS / MID	11	9	2:01.260	0.924	0.080	135.7
17	4	Aurélien Renet	FRA	CHA	5	JSB Compétition	FRA	MID	11	6	2:01.324	0.988	0.064	135.7
18	35	Thomas Compain	FRA	JUN	6	Milan Competition	FRA	FRA / MID	11	6	2:01.354	1.018	0.030	135.6
19	85	Benjamin Cauvas	FRA	CHA	6	GPA Racing	FRA	CCS / MID	10	5	2:01.371	1.035	0.017	135.6
20	111	Nikola Tosic	SRB	JUN	7	AKSK Crvena zvezda	SRB	CCS / MID	11	7	2:01.481	1.145	0.110	135.5
21	43	Damiano Puccetti	ITA	JUN	8	RANGONI Corse	ITA	CCS	9	7	2:01.520	1.184	0.039	135.5
22	112	Mathias Dall	DNK	JUN	9	DALL Racing	DNK	MID	9	5	2:01.524	1.188	0.004	135.4
23	60	Leonardo Arduini	ITA	JUN	10	MC Motortecnica	ITA	CCS	10	4	2:01.573	1.237	0.049	135.4
24	18	Cedric Delcroix	FRA	CHA	7	GPA Racing	FRA	FRA	11	6	2:01.602	1.266	0.029	135.4
25	21	Stephan Polderman	NLD	GEN	3	AST Competition	ESP	CCS	9	6	2:01.605	1.269	0.003	135.4
26	30	Knuteirik Knudsen	NOR	CHA	8	TF Performance	NOR	MID	9	5	2:01.608	1.272	0.003	135.4
27	39	Jaroslav Honzik	CZE	CHA	9	GM Sport	FRA	MID	11	10	2:01.804	1.468	0.196	135.1
28	133	Samuel Chaligne	FRA	GEN	4	T2CM	FRA	FRA	11	7	2:01.895	1.559	0.091	135.0
29	3	Daniel Nyffeler	CHE	CHA	10	STUCKI Motorsport	CHE	MID	11	7	2:01.900	1.564	0.005	135.0
30	131	Steve Compain	FRA	GEN	5	MILAN Competition	FRA	FRA	11	4	2:02.079	1.743	0.179	134.8
31	999	Horn Horn	FRA	GEN	6	GPA Racing	FRA	CCS	11	6	2:02.302	1.966	0.223	134.6
32	37	Calvin Comte	FRA	CHA	11	Comte Racing	FRA	FRA	10	4	2:02.417	2.081	0.115	134.5
33	100	Romain Lavocat	FRA	CHA	12	GM Sport	FRA	MID	11	9	2:02.539	2.203	0.122	134.3
34	33	Michel Faye	FRA	GEN	7	GM Sport	FRA	CCS / FRA	11	8	2:02.603	2.267	0.064	134.3
35	79	Felix Heiberg	NOR	JUN	11	TF Performance	NOR	MID	9	7	2:02.935	2.599	0.332	133.9
36	53	Nava Nava	ITA	GEN	8	MC Motortecnica	ITA	CCS	10	8	2:03.463	3.127	0.528	133.3
37	77	Jean-Louis Carponcin	FRA	GEN	9	INTER Generation	FRA	FRA	10	8	2:03.586	3.250	0.123	133.2
38	170	Rémi Belleville	FRA	CHA	13	FAS Competition	FRA	MID	11	9	2:04.115	3.779	0.529	132.6
39	219 *	Milan Popovic	SRB	CHA	14	TEMPO Racing	SRB	CCS	10	8	2:04.924	4.588	0.809	131.8
40	14	Udo Brunner	DEU	GEN	10	STUCKI Motorsport	CHE	MID	10	9	2:07.673	7.337	2.749	128.9
41	10	Mauro Polderman	NLD	JUN	12	AST Competition	ESP	CCS / MID	2	2	2:48.590	48.254	40.917	97.6

**\* PENALTIES**

CAR #219 - BEST LAP TIME DELETED STEWARD'S DECISION NUMBER 11

Published at:.....

Track Temp: **37.4 °C** Air Temp: **23.5 °C** Humidity: **42 %** Track Status: **DRY**

**Stewards:**

Ruth Lapieza

Marcus Maleck


Claus-Dieter Plappert

CD-0771-ESP/NA

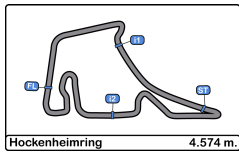
SPA1121979

SPA1136980

**Timekeeper:**

  
Luis Garcia

JOB-2654-ESP/M



**Hockenheimring**  
**Clio Cup Series**  
**Race - 2**  
**Starting Grid**

40	14	Udo Brunner	2:07.673	21.	2:48.590	Mauro Polderman	10	41
38	219	Milan Popovic	2:04.924	20.	2:02.935	Felix Heibera	79	39
36	77	Jean-Louis Carponcin	2:03.586	19.	2:04.115	Rémi Belleville	170	37
34	33	Michel Fave	2:02.603	18.	2:03.463	Nava Nava	53	35
32	37	Calvin Comte	2:02.417	17.	2:02.539	Romain Lavocat	100	33
30	131	Steve Compain	2:02.079	16.	2:02.302	Horn Horn	999	31
28	133	Samuel Chaliane	2:01.895	15.	2:01.900	Daniel Nvffeler	3	29
26	30	Knuteirik Knudsen	2:01.608	14.	2:01.804	Jaroslav Honzik	39	27
24	18	Cedric Delcroix	2:01.602	13.	2:01.605	Stephan Polderman	21	25
22	112	Mathias Dall	2:01.524	12.	2:01.573	Leonardo Arduini	60	23
20	111	Nikola Tosic	2:01.481	11.	2:01.520	Damiano Puccetti	43	21
18	85	Benjamin Cauvas	2:01.371	10.	2:00.825	Aleiandro Schimof	199	19
16	4	Aurélien Renet	2:01.324	9.	2:01.354	Thomas Compain	35	17
14	86	Jack Bvrne	2:01.180	8.	2:01.260	Nikola Milikovic	11	15
12	9	Andreas Stucki	2:01.081	7.	2:01.170	Quinto Stefana	69	13
10	113	Adrian Schimof	2:00.938	6.	2:01.048	Mickael Carree	7	11
8	23	Alexandre Finkelstein	2:00.808	5.	2:00.866	Pierre Bredeaux	58	9
6	158	Florian Venturi	2:00.677	4.	2:00.754	Lorenzo Van Riet	107	7
4	1	David Pouet	2:00.542	3.	2:00.634	Nicolas Milan	48	5
2	12	Gabriele Torelli	2:00.460	2.	2:00.490	Anthony Jurado	5	3
				1.	2:00.336	Guillaume Maio	99	1



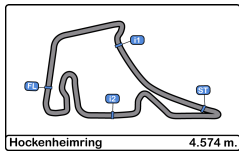
**\* PENALTIES**

CAR #79 - DROP 4 GRID POSITION STEWARD'S DECISION NUMBER 7

CAR #199 - DROP 10 GRID POSITION STEWARD'S DECISION NUMBER 9

Published at:.....

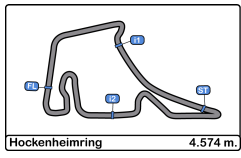
<b>Stewards:</b>			<b>Timekeeper:</b>
Ruth Lapieza	Marcus Maleck	Claus-Dieter Plappert	 Luis Garcia
CD-0771-ESP/NA	SPA1121979	SPA1136980	JOB-2654-ESP/M



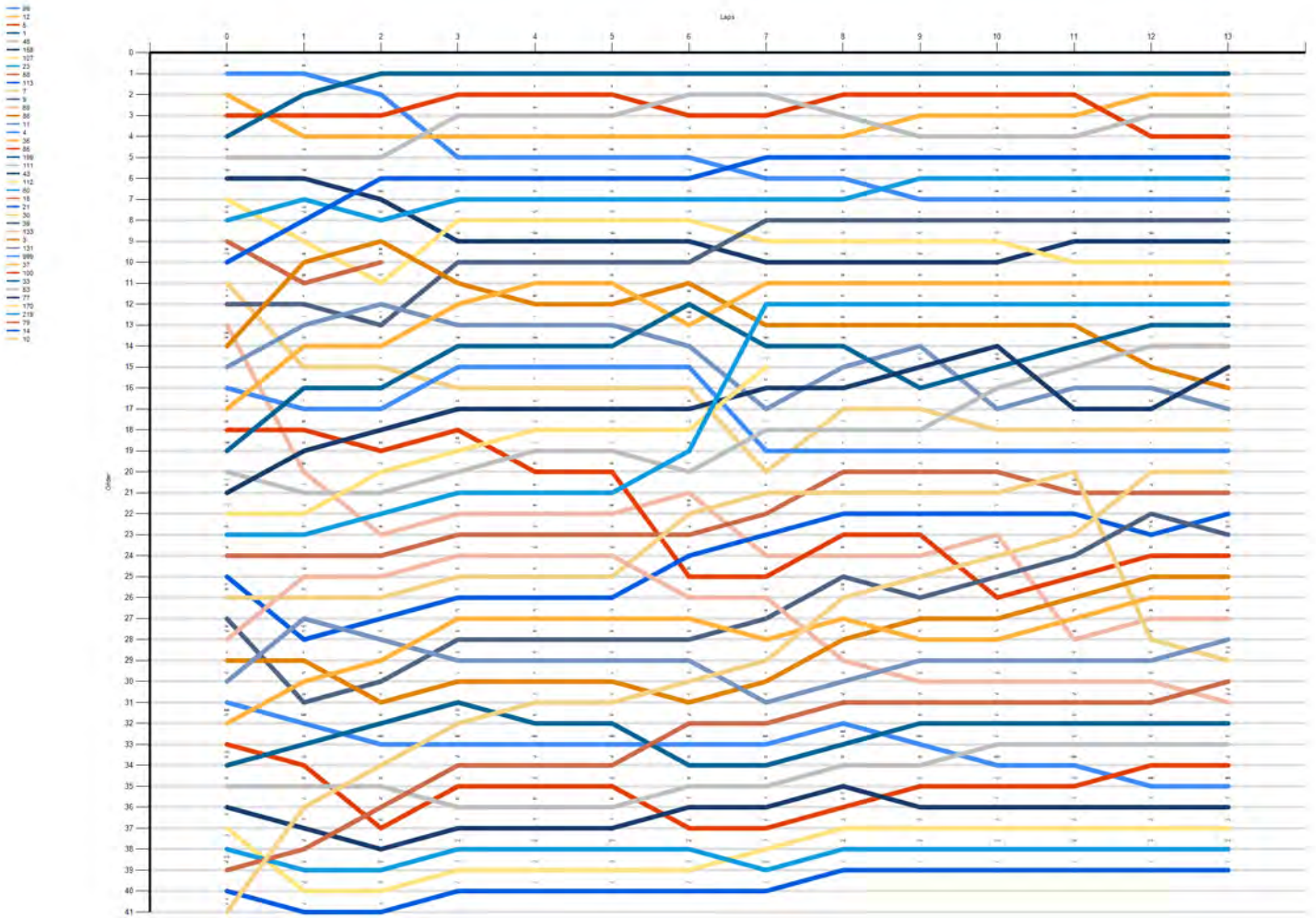
**Hockenheimring**  
**Clio Cup Series**  
**Race - 2**  
**Lap Chart**

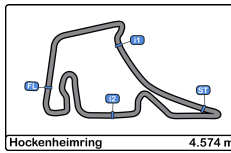
**LAP**

Nr	Pos	Grid	1	2	3	4	5	6	7	8	9	10	11	12	13
99	1	99	99	1	1	1	1	1	1	1	1	1	1	1	1
12	2	12	1	99	5	5	5	48	48	5	5	5	5	12	12
5	3	5	5	5	48	48	48	5	5	48	12	12	12	48	48
1	4	1	12	12	12	12	12	12	12	12	48	48	48	5	5
48	5	48	48	48	99	99	99	99	113	113	113	113	113	113	113
158	6	158	158	113	113	113	113	113	99	99	23	23	23	23	23
107	7	107	23	158	23	23	23	23	23	23	99	99	99	99	99
23	8	23	113	23	107	107	107	107	9	9	9	9	9	9	9
58	9	58	107	86	158	158	158	158	107	107	107	107	158	158	158
113	10	113	86	58	9	9	9	9	158	158	158	158	107	107	107
7	11	7	58	107	86	35	35	86	35	35	35	35	35	35	35
9	12	9	9	11	35	86	86	199	60	60	60	60	60	60	60
69	13	69	11	9	11	11	11	35	86	86	86	86	86	199	199
86	14	86	35	35	199	199	199	11	199	199	11	43	199	111	111
11	15	11	7	7	4	4	4	4	112	11	43	199	111	86	43
4	16	4	199	199	7	7	7	7	43	43	199	111	11	11	86
35	17	35	4	4	43	43	43	43	11	7	7	11	43	43	11
85	18	85	85	43	85	112	112	112	111	111	111	7	7	7	7
199	19	199	43	85	112	111	111	60	4	4	4	4	4	4	4
111	20	111	69	112	111	85	85	111	7	18	18	18	30	10	10
43	21	43	111	111	60	60	60	69	30	30	30	30	18	18	18
112	22	112	112	60	69	69	69	30	18	21	21	21	21	39	21
60	23	60	60	69	18	18	18	18	21	85	85	69	10	21	39
18	24	18	18	18	133	133	133	21	69	69	69	10	39	85	85
21	25	21	133	133	30	30	30	85	85	39	10	39	85	3	3
30	26	30	30	30	21	21	21	133	133	10	39	85	3	37	37
39	27	39	131	21	37	37	37	37	39	37	3	3	37	69	69
133	28	133	21	131	39	39	39	39	37	3	37	37	69	30	131
3	29	3	3	37	131	131	131	131	10	133	131	131	131	131	30
131	30	131	37	39	3	3	3	10	3	131	133	133	133	133	79
999	31	999	39	3	33	10	10	3	131	79	79	79	79	79	133
37	32	37	999	33	10	33	33	79	79	999	33	33	33	33	33
100	33	100	33	999	999	999	999	999	999	33	999	53	53	53	53
33	34	33	100	10	79	79	79	33	33	53	53	999	999	100	100
53	35	53	53	53	100	100	100	53	53	77	100	100	100	999	999
77	36	77	10	79	53	53	53	77	77	100	77	77	77	77	77
170	37	170	77	100	77	77	77	100	100	170	170	170	170	170	170
219	38	219	79	77	219	219	219	219	170	219	219	219	219	219	219
79	39	79	219	219	170	170	170	170	219	14	14	14	14	14	14
14	40	14	170	170	14	14	14	14	14						
10	41	10	14	14											



# Hockenheimring Clio Cup Series Race - 2 Graphic Lap Chart





**Hockenheimring**  
**Clio Cup Series**  
**Race - 2**  
**Final Results \*\***

Clas	Nº	Driver	Nat	Cat	Clas	Team	Nat	Group	Laps	Total Time	Gap	Interval	Km/h	Best	Time	Km/h
1	1	David Pouget	FRA			GPA Racing	FRA	CCS / FRA	13	27:13.607			131.0	10	2:01.121	135.9
2	12	Gabriele Torelli	ITA			RANGONI Corse	ITA	CCS / FRA	13	27:17.216	3.609	3.609	130.7	10	2:00.951	136.1
3	48	Nicolas Milan	FRA			Milan Competition	FRA	CCS / FRA	13	27:17.653	4.046	0.437	130.7	13	2:00.761	136.3
4	5	Anthony Jurado	FRA			RANGONI Corse	ITA	CCS	13	27:18.161	4.554	0.508	130.6	8	2:01.269	135.7
5	113	Adrian Schimpf	ESP	JUN	1	AST Competition	ESP	CCS	13	27:18.794	5.187	0.633	130.6	13	2:01.244	135.8
6	23	Alexandre Finkelstein	FRA			GPA Racing	FRA	FRA	13	27:19.519	5.912	0.725	130.5	8	2:01.431	135.6
7	99	Guillaume Maio	FRA	CHA	1	GM Sport	FRA	CCS / MID	13	27:20.360	6.753	0.841	130.4	8	2:01.385	135.6
8	9	Andreas Stucki	CHE	CHA	2	STUCKI Motorsport	CHE	MID	13	27:22.546	8.939	2.186	130.3	11	2:01.739	135.2
9	158	Florian Venturi	FRA	JUN	2	GM Sport	FRA	FRA	13	27:25.862	12.255	3.316	130.0	11	2:01.690	135.3
10	35	Thomas Compain	FRA	JUN	3	Milan Competition	FRA	FRA / MID	13	27:27.713	14.106	1.851	129.9	11	2:02.026	134.9
11	60	Leonardo Arduini	ITA	JUN	4	MC Motorcnica	ITA	CCS	13	27:29.530	15.923	1.817	129.7	11	2:02.256	134.6
12	199	Alejandro Schimpf	ESP	JUN	5	AST Competition	ESP	CCS	13	27:31.272	17.665	1.742	129.6	13	2:01.762	135.2
13	107 *	Lorenzo Van Riet	NLD	CHA	3	RANGONI Corse	ITA	CCS / MID	13	27:32.133	18.526	0.861	129.5	8	2:02.072	134.8
14	111	Nikola Tosic	SRB	JUN	6	AKSK Crvena zvezda	SRB	CCS / MID	13	27:33.464	19.857	1.331	129.4	9	2:02.314	134.6
15	86	Jack Byrne	IRE	JUN	7	GPA Racing	FRA	CCS / MID	13	27:37.144	23.537	3.680	129.1	2	2:02.896	133.9
16	11	Nikola Miljkovic	SRB	CHA	4	TEMPO Racing	SRB	CCS / MID	13	27:37.811	24.204	0.667	129.1	2	2:02.646	134.2
17	7	Mickael Carree	FRA	GEN	1	T2CM	FRA	CCS / FRA	13	27:37.970	24.363	0.159	129.1	9	2:02.114	134.8
18	4	Aurélien Renet	FRA	CHA	5	JSB Compétition	FRA	MID	13	27:38.174	24.567	0.204	129.0	2	2:02.705	134.1
19	18	Cedric Delcroix	FRA	CHA	6	GPA Racing	FRA	FRA	13	27:38.543	24.936	0.369	129.0	13	2:02.663	134.2
20	39	Jaroslav Honzik	CZE	CHA	7	GM Sport	FRA	MID	13	27:39.635	26.028	1.092	128.9	6	2:02.824	134.0
21	85	Benjamin Cauvas	FRA	CHA	8	GPA Racing	FRA	CCS / MID	13	27:39.966	26.359	0.331	128.9	13	2:02.830	134.0
22	3	Daniel Nyffeler	CHE	CHA	9	STUCKI Motorsport	CHE	MID	13	27:40.720	27.113	0.754	128.8	9	2:02.623	134.2
23	37	Calvin Comte	FRA	CHA	10	Comte Racing	FRA	FRA	13	27:40.859	27.252	0.139	128.8	13	2:02.754	134.1
24	69	Quinto Stefana	ITA	GEN	2	Milan Competition	FRA	CCS	13	27:41.910	28.303	1.051	128.8	3	2:03.138	133.7
25	131	Steve Compain	FRA	GEN	3	MILAN Competition	FRA	FRA	13	27:42.183	28.576	0.273	128.7	10	2:02.851	134.0
26	30	Knuteirik Knudsen	NOR	CHA	11	TF Performance	NOR	MID	13	27:43.007	29.400	0.824	128.7	10	2:02.854	134.0
27	79	Felix Heiberg	NOR	JUN	8	TF Performance	NOR	MID	13	27:45.769	32.162	2.762	128.5	13	2:02.888	133.9
28	133	Samuel Chaligne	FRA	GEN	4	T2CM	FRA	FRA	13	27:48.313	34.706	2.544	128.3	10	2:02.868	134.0
29	21 *	Stephan Polderman	NLD	GEN	5	AST Competition	ESP	CCS	13	27:49.397	35.790	1.084	128.2	10	2:02.741	134.1
30	33	Michel Faye	FRA	GEN	6	GM Sport	FRA	CCS / FRA	13	27:52.467	38.860	3.070	127.9	9	2:03.718	133.0
31	53	Nava Nava	ITA	GEN	7	MC Motorcnica	ITA	CCS	13	27:53.974	40.367	1.507	127.8	8	2:03.549	133.2
32	100	Romain Lavocat	FRA	CHA	12	GM Sport	FRA	MID	13	27:54.579	40.972	0.605	127.8	11	2:03.149	133.7
33	999	Horn Horn	FRA	GEN	8	GPA Racing	FRA	CCS	13	27:54.960	41.353	0.381	127.8	8	2:03.174	133.6
34	77	Jean-Louis Carponcin	FRA	GEN	9	INTER Generation	FRA	FRA	13	27:56.710	43.103	1.750	127.6	13	2:03.694	133.1
35	170	Rémi Belleville	FRA	CHA	13	FAS Competition	FRA	MID	13	27:57.959	44.352	1.249	127.5	11	2:03.473	133.3
36	43 *	Damiano Puccetti	ITA	JUN	9	RANGONI Corse	ITA	CCS	13	28:02.118	48.511	4.159	127.2	2	2:02.782	134.1
37	10 *	Mauro Polderman	NLD	JUN	10	AST Competition	ESP	CCS / MID	13	28:03.339	49.732	1.221	127.1	7	2:02.204	134.7
38	219	Milan Popovic	SRB	CHA	14	TEMPO Racing	SRB	CCS	13	28:05.093	51.486	1.754	127.0	9	2:03.933	132.8
39	14	Udo Brunner	DEU	GEN	10	STUCKI Motorsport	CHE	MID	13	28:45.830	1:32.223	40.737	124.0	9	2:08.927	127.7

Not classified: (Requirements: 75% of number laps of leader = 10 Laps)

112	Mathias Dall	DNK	JUN		DALL Racing	DNK	MID		7	15:15.170	6 Laps	6 Laps	125.9	2	2:02.760	134.1
58	Pierre Bredeaux	FRA	JUN		Comte Racing	FRA	FRA		2	4:15.703	11 Laps	5 Laps	128.7	2	2:02.857	134.0

Fastest lap Nicolas Milan in 2:00.761 at 136.3 Km/h in lap 13

**\* PENALTIES**

CAR #21 - 10 SECONDS TIME PENALTY TO BE ADDED TO RACE TIME (JUMP START)

CAR #10 - DRIVE THROUGH PENALTY CONVERTED IN 25 SECONDS STEWARD'S DECISION NUMBER 15

CAR #43 - DRIVE THROUGH PENALTY CONVERTED IN 25 SECONDS STEWARD'S DECISION NUMBER 16

CAR #107 - 5 SECONDS PENALTY STEWARD'S DECISION NUMBER 20

\*\*FINAL CLASSIFICATION SUSPENDED UNTIL REVISION OF PANEL OF STEWARDS AT SPA (INCIDENT BETWEEN CARS 4 AND 10)

Published at:.....

Track Temp: 43.0 °C Air Temp: 27.1 °C Humidity: 30 % Track Status: DRY

**Stewards:**

Ruth Lapieza

Marcus Maleck


Claus-Dieter Plappert

CD-0771-ESP/NA

SPA1121979

SPA1136980

**Timekeeper:**

  
Luis Garcia

JOB-2654-ESP/M